

# Technology in FM Award 2016

**S+** Stack Reporting Solution



# Introduction

Historical procedure

Business case

Solution development

Behaviour set

Benefits

Financial model

Market receptivity

Competitor analysis

Continual development



# Historical procedure



Labour intensive

Additional reporting required to collate information to populate stack

Reports created manually using Excel

Prone to user error

Required constant manual updating – out of date as soon as produced

No interaction with Stack, historically static image

Demand for faster, more integrated tools is growing. A new generation of digital analysis tools are arriving. A generation where speed is king and customer data is united.



# Business case - Stack Reporting

## Solution



Draw critical data from  
disparate sources

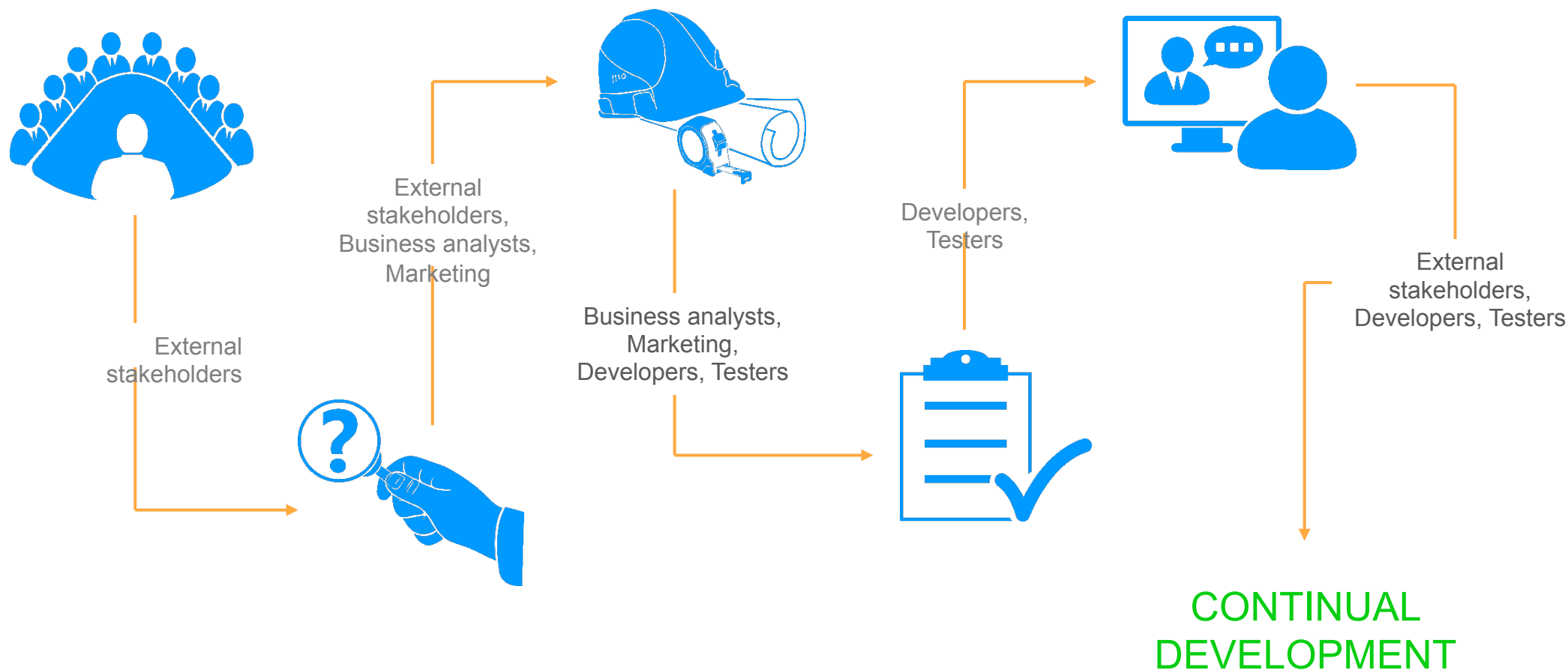
Review key metrics to  
granular data in one source

Review utilisation and  
occupancy

Powerful visual metrics and  
reports



# Solution development





# Features and behaviours



Module Breakdown:

Area

Occupancy

Business Hierarchy

Space

Categorisation

Highly visual & easily accessible

Data integration

Interactive dashboards

Export to PDF or Excel

Extensible- new report features  
simple to develop





# Benefits



Easily view building use  
and occupancy across an  
entire portfolio

Make more accurate  
decisions

Analyse large and  
disparate data sets quickly  
and easily

Operational data collection  
to strategic forecasting &  
decision making

Reassign and redistribute  
cost where appropriate



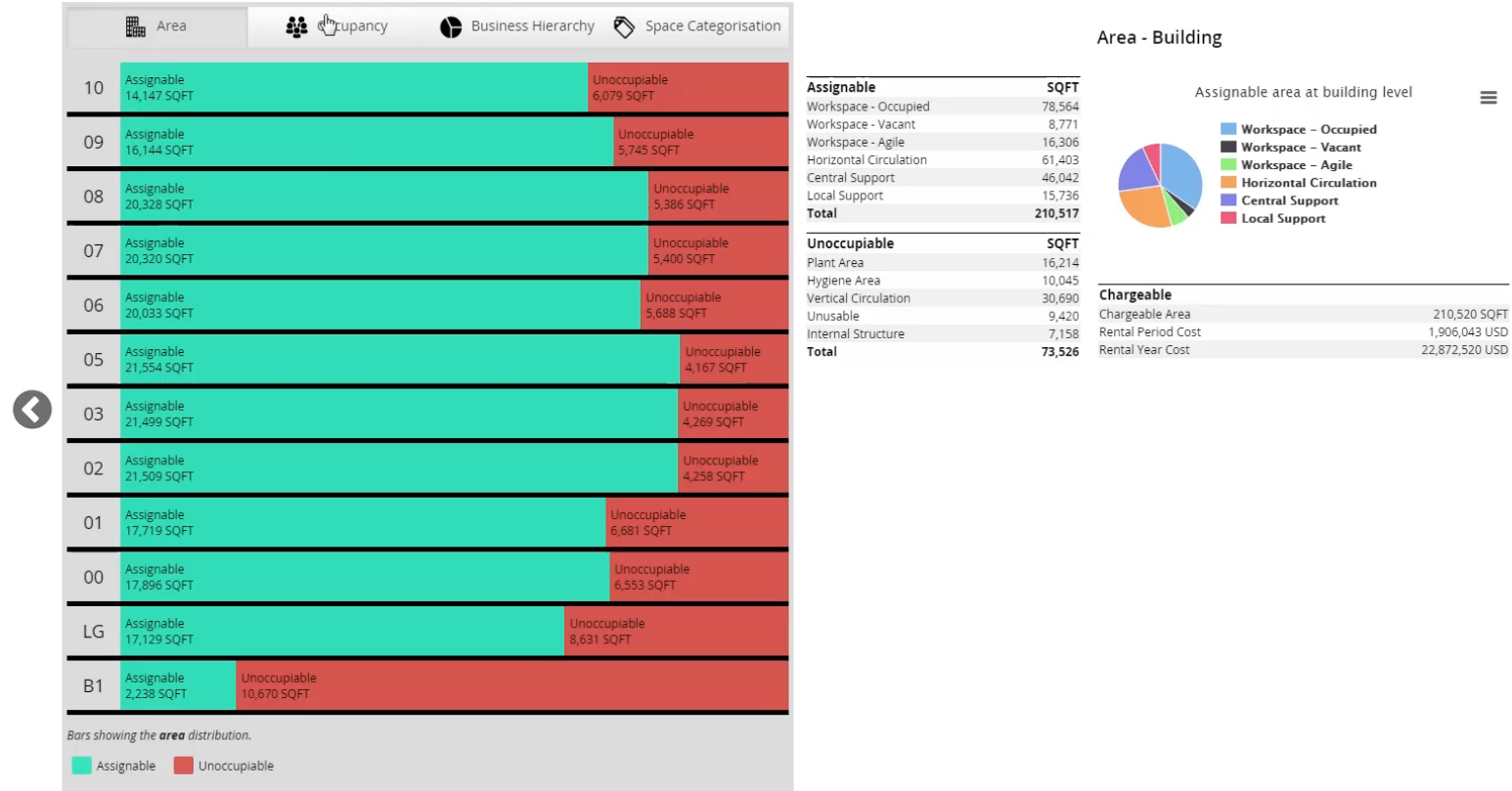
Demo 







# Demo





# Financial model



More accurate cost  
assignment

Enable strategic decisions  
around scaling occupancy  
and operations

Integration with any space  
databases



Facilities Costs



30% of CWP's clients are using Stack feeding back experiences and suggestions

Industries using  
stack:  
Banking/Financial  
Transport

## Strategic partnership analysis





## Common Features in Competitor Tools:

Drag and drop functionality

Allocate space to business units

Scenario planner integration

‘Product roadmap is the best we observed’

‘Extremely cost competitive’

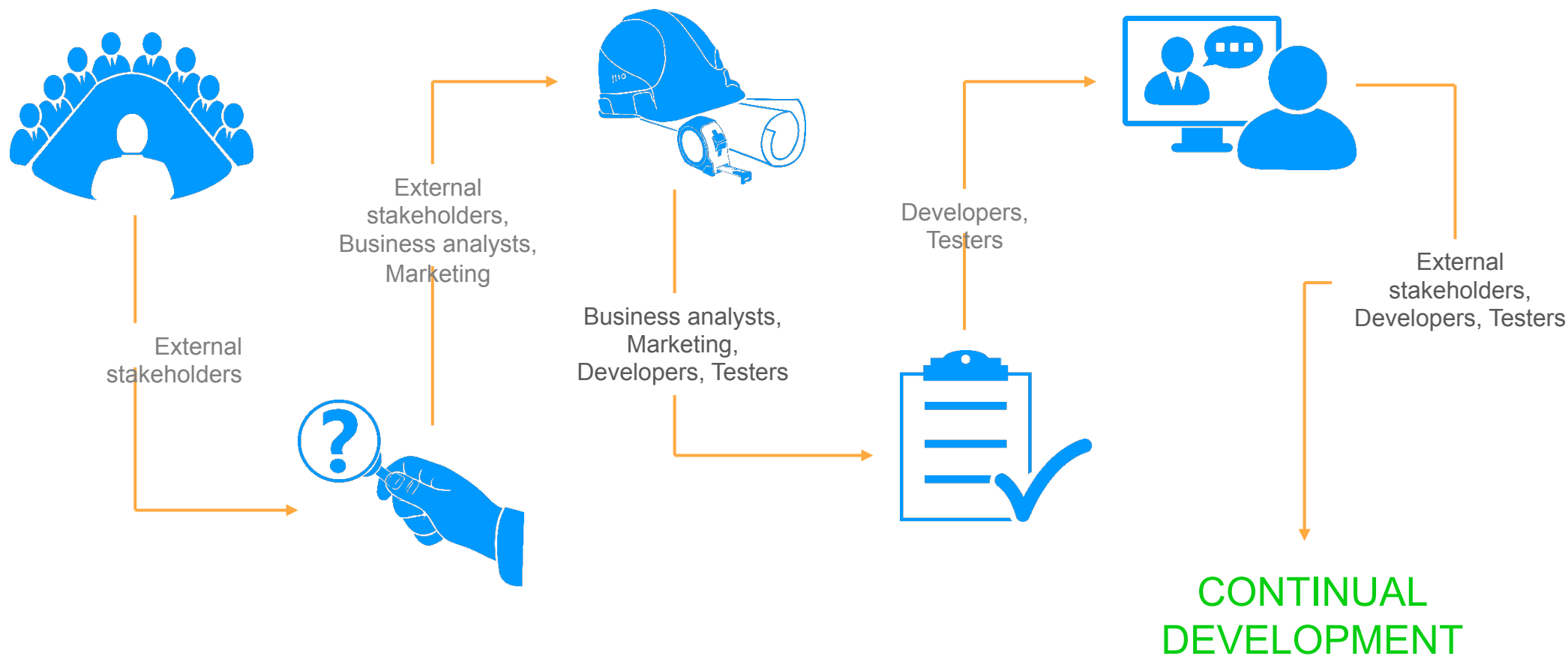
‘Quality of their graphics and standard presentation reports’

‘Quality of their out-of-the-box solutions, and their willingness to develop customer-centric solutions’



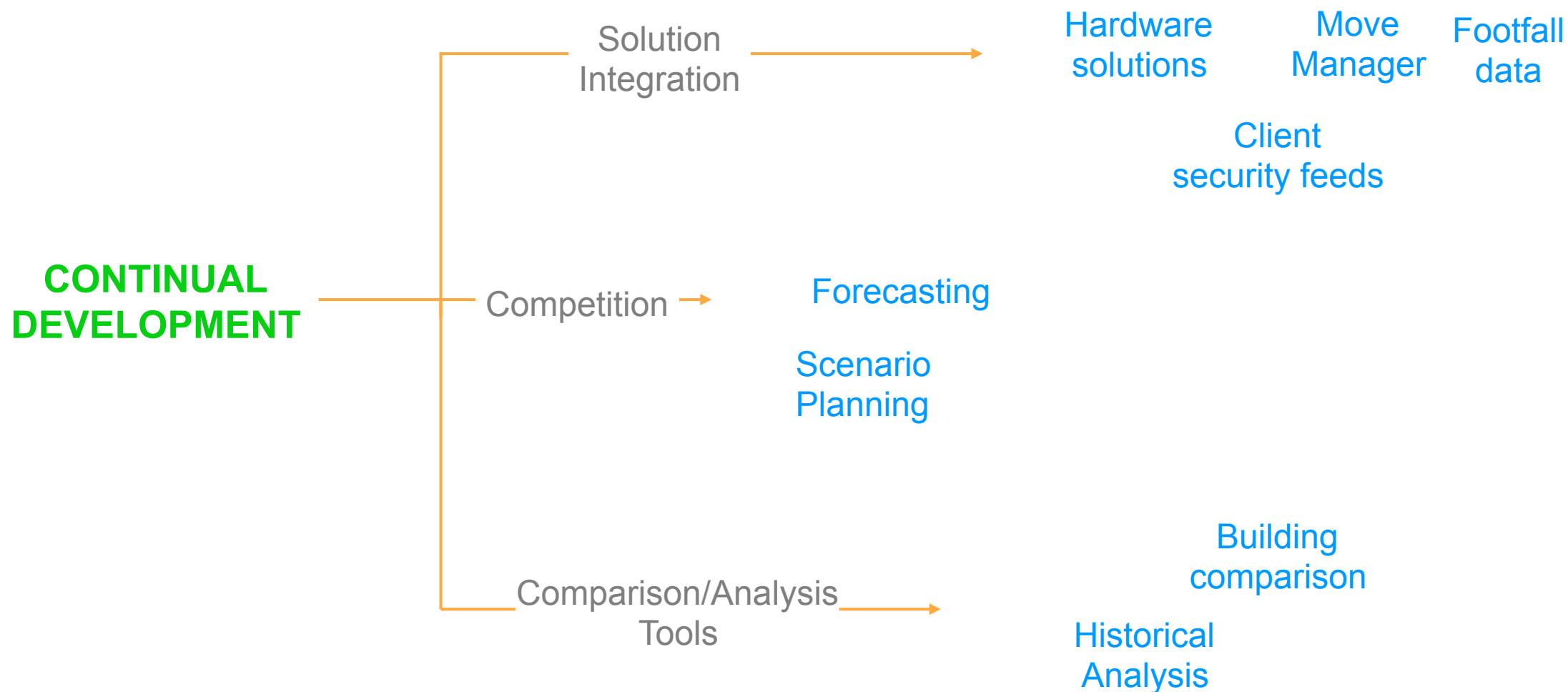


# Continual development





# Continual development





# Conclusion

Historical procedure

Business case

Solution development

Behaviour set

Benefits

Financial model

Market receptivity

Competitor analysis

Continual development



# Contact

For further information/ additional questions please contact:

Eoghan McHugh - *Marketing Executive*

Eoghan.McHugh@changingworkplace.com

+44 (0)1444 441 000 (ext. 326)

[www.changingworkplace.com](http://www.changingworkplace.com)